



**C2/113**  
**Homologation procedure for HV switchgear**  
**according to the technical prescription C2/112**

**Part 1**  
**Procedure description**

**Edition 2 (03.2024)**

## Version management

|       |   |
|-------|---|
| 1.0   | First edition, published 10.2014  |
| (1.1) | Revision of first edition, published 03.2018<br>The revision concerned mainly: <ul style="list-style-type: none"><li>- merge of the lists C2/114 and C2/117 into one single list</li><li>- merge of the procedure steps classification and homologation into one step</li></ul> Clarification of the rules for renewal and expiry |
| (1.2) | Revision of first edition, published 04.2019<br>The revision concerned the rules for introduction of a technical file C2/113-3 (see §3.2 and §3.3)  |
| (1.3) | Revision of first edition, published 04.2020<br>The revision concerned the extension of the procedure to switchgear 1250A   |
| (1.4) | Revision of first edition, published 01.2021<br>The revision concerned minor corrections in §1.3  |
| 2.0   | Second edition, published 03.2024<br>This second edition cancels and replaces the first edition.<br>This edition constitutes a major revision, being the simplification of the homologation procedure in conjunction with the publication and coming into force of the F-gas regulation (EU) 2024/573.                            |

Table of contents

|  |           |
|--|-----------|
| <b>0. Scope and objective</b> .....  | <b>4</b>  |
| <b>1. Introduction</b> .....   | <b>4</b>  |
| 1.1. Synergrid homologation procedure and generated output .....                           | 4         |
| 1.2. Languages .....   | 5         |
| 1.3. Common Process Chart .....  | 5         |
| <b>2. Step 1: Pre-classification</b> .....   | <b>7</b>  |
| 2.1. Registration .....  | 7         |
| 2.2. Request for pre-classification .....  | 7         |
| 2.3. Synergrid quotation for pre-classification .....                                      | 7         |
| 2.4. Pre-classification study .....  | 8         |
| <b>3. Step 2: Homologation (list C2/117)</b> .....   | <b>10</b> |
| 3.1. Request for homologation .....  | 10        |
| 3.2. Technical file C2/113-3 .....   | 10        |
| 3.3. Synergrid quotation for homologation .....  | 10        |
| 3.4. Normative study (C2/113-3) .....  | 12        |
| 3.5. Demo inspection of Belgian model(s) (C2/113-4 and -5) .....                           | 12        |
| 3.6. Evaluation of the homologation result by WGSG .....                                   | 12        |
| <b>4. Expiry date, renewal and withdrawal of homologation</b> .....                        | <b>13</b> |
| 4.1. Expiry date and validity of homologation .....  | 13        |
| 4.2. Renewal of homologation due to the expiry of the homologation validity period .....   | 13        |
| 4.3. Change request when changing FUs within the validity period of the homologation ..... | 13        |
| 4.4. Revocation of homologation. ....  | 13        |
| 4.5. Extension of homologation to new FUs within the same product family .....             | 14        |

# 0. Scope and objective

Synergrid applies a homologation system to ensure that high-voltage (HV) switchgear and its accessories connected to the public HV distribution grid of a Belgian distribution system operator (DSO) comply with:

- a predetermined minimum safety level for DSO operators (operator safety)
- the grid-specific parameters at the installation site (continuity of energy supply of the distribution network)
- the reliability of energy metering for billing purposes

Please note that whenever HV switchgear is mentioned in the C2/113 series documents, it shall be read as HV switchgear and its accessories.

## 1. Introduction

### 1.1. Synergrid homologation procedure and generated output

This procedure covers the homologation of functional units (abbreviated FUs) of HV switchgear, intended for use in installations connected to the public HV distribution grid. A complete homologation procedure consists of two consecutive steps:

1. (Registration and) Pre-classification step
2. Homologation step

All homologated FUs are listed in the Synergrid document C2/113-0, arranged according to technical ratings. Given a set of applicable local network parameters and specific (DSO) requirements, one can then easily retrieve a corresponding list of homologated HV switchgear.

| Step                  | based on   | output   |
|-----------------------|--|--|
| 1. Pre-classification | <ul style="list-style-type: none"> <li>▪ Shortlist + checklist C2/113-2 filled out by the applicant</li> <li>▪ Assessment guide C2/113-3 (sheet "big 5") filled out by the applicant</li> <li>▪ Main type tests reports (Big 5)</li> <li>▪ Inspection of demo models</li> </ul>                | <ul style="list-style-type: none"> <li>▪ Shortlist + checklist C2/113-2 verified by Synergrid</li> <li>▪ Assessment guide C2/113-3 (sheet "big 5") verified by Synergrid</li> <li>▪ Inspection report</li> </ul> |
| 2. Homologation       | <ul style="list-style-type: none"> <li>▪ Assessment guide C2/113-3 filled out by the applicant</li> <li>▪ Specific design and construction requirements C2/113-4</li> <li>▪ DSO Specific design and construction requirements C2/113-5</li> <li>▪ Inspection of Belgian demo models</li> </ul> | <ul style="list-style-type: none"> <li>▪ Assessment guide C2/113-3 verified by Synergrid</li> <li>▪ Inspection report</li> <li>▪ Publication on list C2/113-0 in case of positive evaluation</li> </ul>          |

The following documents are published on the Synergrid website:

|                 |  |
|-----------------|--|
| C2/113-0        | List of homologated HV switchgear  |
| C2/113-1        | Homologation procedure of HV switchgear according to the technical prescription C2/112, Procedure description (= this document)                                    |
| C2/113-2        | Technical file for pre-classification (Shortlist & checklist)  |
| C2/113-3        | Ratings and specific test specifications for HV switchgear, intended for use in an installation connected to the public HV distribution loop of a Belgian DSO      |
| C2/113-4        | Specific design and construction requirements for HV switchgear, intended for use in an installation connected to the public HV distribution loop of a Belgian DSO |
| C2/113-5        | DSO specific requirements for HV switchgear, intended for use in an installation connected to the public HV distribution loop of a Belgian DSO                     |
| C2/113-6        | Renewal / modification of a homologation   |
| C2/113-7        | Internal arc withstand and associated AA categories  |
| C2/119 (Part 1) | Coding of Functional Units intended for use in installations connected to the HV distribution loop of a Belgian DSO  |

The pre-classification step allows early assessment of HV switchgear and its accessories against the requirements of the Synergrid specification. The pre-classification indicates whether the HV switchgear has passed a number of mandatory type tests according to international standards. The inspection report of the available model FUs of the HV switchgear describes any non-compliant findings against the Synergrid specifications applicable for the envisaged AA categories.

In their pre-classification application, applicants shall indicate, in addition to the envisaged AA categories, the various FUs for which they are considering homologation. To enable Synergrid to check the compliance with the desired AA categories, the applicant must provide cross-sectional drawings of all these FUs, allowing easy assessment of the evacuation path of hot gases in the event of internal arc in each compartment of all these FUs. The applicant shall clearly indicate this path on these drawings.

At this stage, a shortlist and a checklist (completed by the applicant) are reviewed and the demo FUs are examined. The aim of the shortlist is to determine the scope of the homologation. The aim of the checklist is to list the topics to be checked during the pre-classification inspection of the demo models.

The homologation step allows the assessment of the normative requirements (C2/113-3), the specific design and construction requirements (C2/113-4) and additional DSO-specific requirements (C2/113-5) on the Belgian demo FUs.

A positive result of the homologation step gives the publication on the list C2/113-0. This will be indicated by a green “V” for specific DSO in the list C2/113-0.

This implies the authorization to install the HV switchgear in substations connected to the public HV distribution grid of one or more Belgian DSOs. (subject to conditions regarding e.g. IAC, grid parameters and DSO-specific requirements).

An overview of the procedure is given in the process chart on the next page, and each step is explained in the following sections.

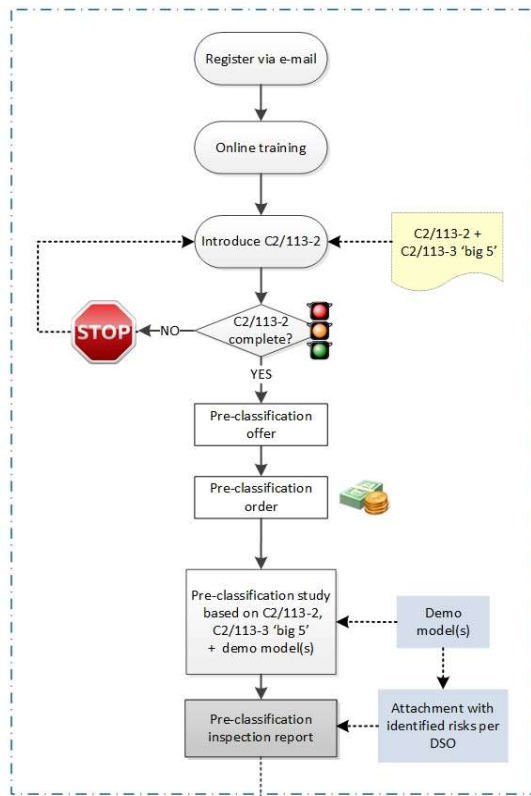
## 1.2. Languages

Communication and documents in languages other than those listed below are not valid and will not be assessed.

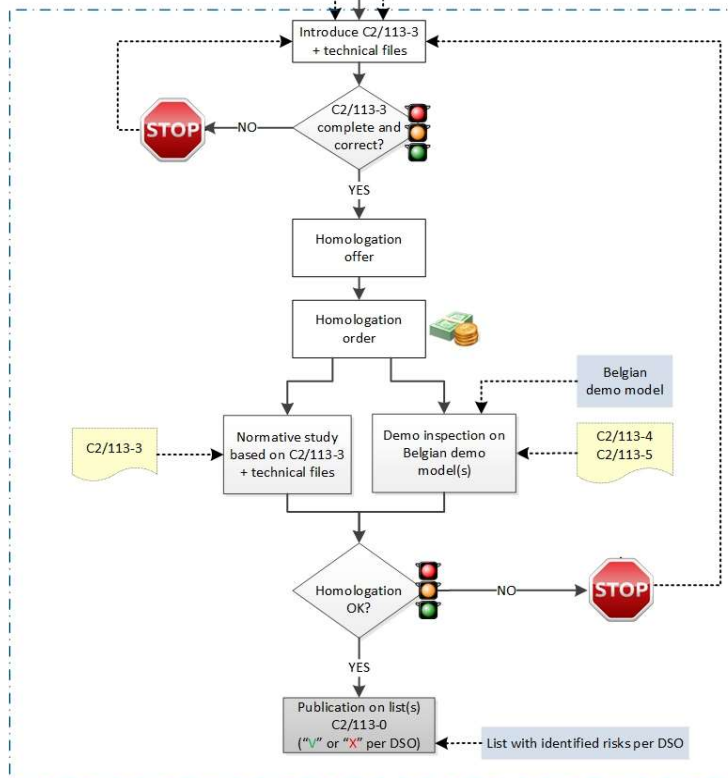
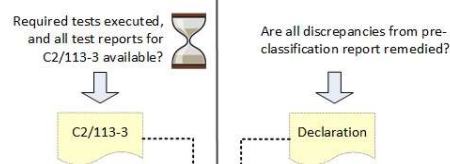
|   |  |
|---|--|
| Request for pre-classification and homologation | <b>English</b> , Dutch, French         |
| Filled-in Synergrid documents C2/113-1 to -6    | <b>English</b> , Dutch, French         |
| Test reports, technical brochures, ...          | <b>English</b> , Dutch, French, German |
| Communication                                   | <b>English</b> , Dutch, French         |

## 1.3. Common Process Chart

The process chart on the next pages illustrates the chronology of the two-step-procedure.



STEP 1 - PRECLASSIFICATION



STEP 2 - HOMOLOGATION

## 2. Step 1: Pre-classification

### 2.1. Registration

Applicants are requested to register at Synergrid by e-mail to a functional mailbox: switchgear@synergrid.be. A template registration form (separate registration sheet "Identification Applicant" in Excel file) containing all necessary instructions and information can be downloaded from the Synergrid website (Shortlist C2/113-2.xls / sheet "Identification Applicant").

Registration enables Synergrid to organize an explanatory training session (mandatory to attend by the applicant) on how to structure and enter a technical file (dossier). After attending the training session, an online folder is created per requesting company, and access to this folder is given to one unique login (e-mail address).

Folders are deleted after a period of 1 year, if no request for pre-classification from the applicant has been made in the meantime.

### 2.2. Request for pre-classification

The applicant compiles its dossier in the assigned online folder(s) (within the 1-year timeframe).

The applicant completes the corresponding sheets of the Excel files (shortlist & checklist C2/113-2 and assessment guide C2/113-3.xls (sheet "big 5") available in the online folder, and attaches the requested documents (type test reports, cross section views, ...). The requested documents shall be uploaded to the SharePoint folder. Hyperlinks shall be created from Excel to the documents in the dedicated SharePoint folder so that they can be opened directly from the Excel file on SharePoint.

The applicant checks the completeness of its file and the correct functioning of all hyperlinks before submitting its application to Synergrid.

Subsequently the applicant sends its request to Synergrid by e-mail to a functional mailbox: switchgear@synergrid.be. The request must be sent from the e-mail address that was filled out during registration. In its application e-mail, the applicant must clearly state the following information (create table of the "Identification Applicant" sheet):

- Contact details of the applicant
- Contact details of the Single Point of Contact of the applicant
- Manufacturer's contact details
- Brand and type(s) and variants of the FUs for which the homologation is envisaged
- The AA category and IAC for which the homologation is envisaged
- The location where the inspection of the demo model(s) can take place
- Confirmation that the inspection of the demo model(s) can take place within 4 weeks after start of pre-classification (order)
- Confirmation that its pre-classification file is complete

Upon receipt of this e-mail, Synergrid will lock the folder on their SharePoint so that the submitted file is frozen. This means the applicant can no longer make changes to its file (status change to read only).

Based on the information in the pre-classification submission, Synergrid can then prepare the quotation for the study and inspection (pre-classification) for the applicant.

Note: a unique FU is defined by the following characteristics:

- Ratings: Ur/Ik (with consideration of single rating /dual ratings), Ir,bb/Ir, IAC (AFL and/or AFLR)
- Design and construction: without/with cable test points (FU KKNx); extensible/non-extensible (RMU)
- Version: manual operation without/with (optional) motor operation (FU KKNx); protection chain without/with CT and/or dual powered overcurrent protection relay (FU DxGx)
- Coding according C2/119: TxGx, Dxxx, Mxxx, Rxxx, Pxxx(x)

### 2.3. Synergrid quotation for pre-classification

Before making a quotation, Synergrid will conduct an administrative check to verify the completeness of the shortlist C2/113-2, checklist C2/113-2, assessment guide C2/113-3 (sheet "big 5"), cross sectional views and the type test reports for the "big 5" folders.

Within 15 working days of receipt of the pre-classification application and document(s), Synergrid will respond as follows:

- a. In case of incomplete shortlist C2/113-2, checklist C2/113-2, or assessment guide C2/113-3 (sheet "big 5") or missing type test reports for "big 5", cross sectional views, Synergrid will inform the applicant that their application has been found incomplete. The process will stop. The applicant can submit a new pre-classification application with a completed file. This means that the online folder will be unlocked on this behalf (the documents related to the 'incomplete' file however will be placed in a subfolder with read only properties). The cost associated with this incomplete submission (€ 200,00) will be recorded, and will be added to any future quotation.
- b. In case of a complete shortlist C2/113-2, checklist C2/113-2, assessment guide C2/113-3 (sheet "big 5") and submission of type test reports for the "big 5", cross sectional views, Synergrid will send a quotation for pre-classification to the applicant. The price depends on the number of unique FUs and the number of AA categories to be assessed. Costs related to previous submission (incomplete file, expired not ordered quotation) will be added to the quotation.

The price will be set as follows :

- Opening fee of € 250,00 + € 100,00 per unique FU
- Additional fee in case the inspection takes place outside of the Belgian territory
- Price revision: 1<sup>st</sup> of January of each year

**Example:**

*The applicant wants to start the pre-classification for FU KKN2 without cable test points, with motor operated switch-disconnector, FU TKG2, FU DKG7 with a dual powered protection relay and FU MKK1, of a specific non-extendible HV switchgear family with single ratings  $Ur/Ik/Ir = 24kV/20kA/630A - IAC AFL 20kA, 1s$  in AA category AA10. In addition, he also wants to start the pre-classification for FU KKN2 without cable test points, with motor operated switch-disconnector and FU TKG2 of that same non-extendible HV switchgear family with identical ratings in category AA20. The applicant receives a quotation calculated as follows:*

- 4 FUs category AA10 + 2 FUs category AA20 = 6 FUs
- 1 Fee € 250,00 + 6 FUs x € 100,00/FU = € 850,00

This quotation for pre-classification includes:

- Technical analysis of completed shortlist C2/113-2, assessment guide C2/113-3 (sheet "big 5") and additional documents (such as checklist C2/113-2 for inspection, cross-sections of FUs, presence of type test reports for the "big 5", self-assessment documents for each demo FU...)
- One live session to enable the applicant to explain its file in detail. Participation in this session from the manufacturer's R&D and engineering department is strongly recommended
- Visual inspection of demo models on Belgian territory
- Pre-classification report

If the inspection cannot be organized on Belgian territory, all additional costs (incl. travel and accommodation costs for Synergrid representatives) shall be borne by the applicant.

The quotation will be send to the applicant's e-mail address mentioned in the submitted registration form.

The pre-classification quotation is valid for 3 months. If no order is received within the validity period of the offer, Synergrid will unlock the shared folder and will place all the documents related to this quotation in a subfolder with read only properties. The cost associated with this submission (€ 200,00) will be recorded, and will be added to any future quotation.

After acceptance of the quotation (order to be sent to Synergrid by e-mail to the unique e-mail address: switchgear@synergrid.be), an invoice will be sent to the applicant.

**2.4. Pre-classification study**

Upon receipt of full payment within the validity period of the offer, the study can begin.

- a. The completed shortlist will be reviewed by Synergrid
- b. The applicant will explain its dossier during a live session at Synergrid offices
- c. The inspection of a demo-model of the proposed FUs will be carried out to identify any non-conformities with the Synergrid specifications. This inspection will be carried out at the location as defined in pre-classification application. At least the following FUs shall be presented if proposed (see C2/119): FU KKNx (loop connection), FU TxGx and/or FU DxGx (general protection) and eventually FU Mxxx (billing metering function) for the first request for homologation of a product family and per AA category.

Synergrid aims to complete the pre-classification study within 6 weeks. Therefore, the live session at Synergrid offices will take place no later than 3 weeks after the start of the study.



The demo FUs shall be present for inspection no later than 4 weeks after the start of the study. An inspection report will be sent to the applicant no later than 10 calendar days after the inspection.

This pre-classification report enables the applicant to analyze the efforts needed to prepare an adapted design conform to the Belgian specific requirements (man-machine interface, cable connection interface, interlocks, ...).

Synergrid wishes to stress that the pre-classification report remains valid as long as the Synergrid specifications, applicable at the time of submission of the file, have not changed. Any change in regulations, standards, specifications starts a transition period that gives the applicant time to assess the impact on its file, and to submit additional arguments/evidence to maintain the pre-classification of the HV switchgear. Synergrid will inform the applicant about these changes and the duration of the transition period. Synergrid will not charge an extra cost to analyze this additional file. The duration of this transition period will be determined by Synergrid based on the regulations and/or Synergrid estimation of the impact of the changes.

The pre-classification report is added to the dedicated SharePoint folder and the folder is unlocked so that the applicant can start compiling his homologation file in the relevant subfolders. The pre-classification file will remain available as read only.

Folders are deleted 2 years after the initial pre-classification report is issued, if no request for homologation from the applicant has been submitted in the meantime.

## 3. Step 2: Homologation (list C2/117)

### 3.1. Request for homologation

The homologation can only be started after the pre-classification (step 1). The homologation shall start within 2 years of the issue of the pre-classification report. The applicant can only be eligible for homologation of the HV switchgear and FUs assessed during this first step (scope defined by C2/113-2).

The applicant must declare that all discrepancies listed in the pre-classification report have been remedied and will provide evidence of this (photo, drawings, clarifications in text form, ...). This declaration is mandatory.

The applicant must submit its file in the relevant subfolders of the dedicated SharePoint folder. The applicant completes the corresponding sheets of the assessment guide C2/113-3.xls available in the online folder, and attaches the requested documents. The requested documents shall be uploaded to the SharePoint folder. Hyperlinks shall be created from Excel to the documents in the dedicated SharePoint folder so that they can be opened directly from the Excel file on SharePoint.

The applicant checks the completeness of its file and the correct functioning of all hyperlinks before submitting its application to Synergrid.

Subsequently the applicant sends its homologation request to Synergrid by e-mail to a functional mailbox: switchgear@synergrid.be. The request must be sent from the e-mail address provided during registration.

Requests addressed to (individual) DSOs will not be considered.

In this request the applicant shall clearly state the following information (create table of sheet "Identification Applicant") and confirm that its homologation file is complete:

- The AA category and IAC for which the homologation is envisaged
- The location on Belgian territory where the inspection of the Belgian demo model(s) can take place (the inspection cannot take place elsewhere)
- Reference number of pre-classification report
- Declaration that the remarks of pre-classification have been addressed. This must be demonstrated prior to startup of the homologation dossier
- Confirmation that its technical dossier for the normative study, based on C2/113-3, following the instructions below is complete
- Confirmation that the inspection of the Belgian demo model(s) can take place within 4 weeks after start of homologation (order)
- Confirmation that homologation file is complete

Upon receipt of this e-mail, Synergrid will lock the folder on their SharePoint so that the submitted file is frozen. This means the applicant can no longer make changes to its file (status change to read only).

Based on the information in the homologation application, Synergrid can then prepare the quotation for the normative study and inspection of HV switchgear for the applicant.

### 3.2. Technical file C2/113-3

A technical file must be submitted following the instructions in C2/113-3 :

- using the assessment guide (xlsx) which is part of C2/113-3 and consists of the technical and normative requirements for the HV switchgear.
- compiled according to the instructions in C2/113-3 (Technical file, pdf), which contains a predefined structure for compiling the technical file.

The technical file is submitted in electronic form in the online SharePoint folder.

### 3.3. Synergrid quotation for homologation

Upon receipt of the homologation application, Synergrid will first carry out an administrative check to verify the completeness of the file. This administrative check includes any verification according to the requirements for reports, statements,...

Within 15 working days of receipt of the homologation application and document(s), Synergrid will respond as follows:

- a. In case of an incomplete file (e.g.: declaration remedied discrepancies listed in the pre-classification report; test reports; test report references; wrong or incomplete structure of the technical file - see instructions in C2/113-3 pdf), Synergrid will inform the applicant that their application has been found incomplete. The process will stop. Synergrid will suggest resubmission of a new homologation

application with a completed file, without making a quotation. The cost associated with this incomplete submission (€ 250,00) will be recorded and will be added to any future quotation. This means that the online folder will be unlocked on this behalf (the documents related to the 'incomplete' file however will be placed in a subfolder with read only properties).

- b. If the feedback from the administrative check is positive, Synergrid sends a quotation for homologation to the applicant. The price depends on the number of unique FUs and the number of AA categories to be assessed. Costs related to previous submission (incomplete file, expired not ordered quotation) will be added to the quotation.

Price will be determined as follows :

- Fee of € 1.000,00 for a basic request for max 4 variants of FUs, i.e.: 3 FUs (KKxx and/or Txxx and/or Dxxx) in 1 AA category, + 1 variant of FU Mxxx in the same or in another AA category
- Surcharge of € 200,00 per additional variant of FU/AA combination requested at the same time as the basic request
- Request for the homologation of additional variants of FU/AA categories introduced later than the original basic request to extend the range of homologated variants of FUs shall be charged the same way as the original basic request, i.e. a fee of € 1.000,00 for the basic request up to 4 variants of FUs + € 200,00 for every additional variant of FU
- Costs related to previous submission (incomplete file found during administrative check, expired not ordered quotation) (€ 250,00)
- Price revision: 1<sup>st</sup> of January of each year
- Please note that, if the analysis by the reviewer concludes that the file is incomplete (other than administrative check to verify the completeness of the file), the applicant shall introduce a new request for the same FUs. He will be charged with increased fees of € 1.250,00 + € 250,00 per additional variant of FU/AA for the 2<sup>nd</sup> analysis of his file

Example (homologation step for the example given in §2.3):

*The applicant wants to start the homologation for FU KKN2 without cable test points, with motor operated switch-disconnector, FU TKG2, FU DKG7 with a dual powered protection relay and FU MKK1, of a specific non-extendible HV switchgear family with single ratings  $U_r/I_k/I_r = 24kV/20kA/630A - IAC AFL 20kA, 1s$  in AA category AA10. In addition, he also wants to start the homologation for FU KKN2 without cable test points, with motor operated switch-disconnector and FU TKG2 of that same non-extendible HV switchgear family with identical ratings in category AA20. The applicant receives a quotation calculated as follows:*

- 4 FUs category AA10 (included in initial fee) + 2 FUs category AA20 = 6 FUs
- 1 Fee € 1.000,00 (fee for 1<sup>st</sup> 4 FUs) + 2 FUs x € 200,00/FU = € 1.400,00

This quotation includes:

- Administrative check of the file (statements, reports, technical file, ...)
- Assessment of the technical file based on the requirements in C2/113-3, and feedback of this normative study in the form of a report
- Communication with Synergrid
- Inspection of Belgian demo-model(s) based on the requirements in C2/113-4 and C2/113-5, and feedback in the form of an open items list (list of required adaptations after the demo inspection)
- Homologation report
- Evaluation by Synergrid Working Group Switchgear (WGSG)

The homologation quotation will be send to applicants e-mail address mentioned in the registration records.

A homologation quotation is valid for 3 months. If no order is received within the validity period of the offer, Synergrid will unlock the folder and will place all the documents related to this quotation in a subfolder with read only properties. The cost associated with this submission (€ 250,00) will be recorded, and will be added to any future quotation.

After receiving the applicant's purchase order, Synergrid will send an invoice to the applicant. Upon receipt of full payment of this invoice, Synergrid will start the homologation study.

In case of a positive homologation result, Synergrid will update the list of homologated HV switchgear (C2/113-0) accordingly.

In case of a negative homologation result, the process stops. If the applicant wants to change his file and resubmit, a new homologation request must be sent to Synergrid. The fee for this 2<sup>nd</sup> request is increased.

Both tracks of the homologation step (normative study, §3.4 and demo inspection, §3.5) can be carried out in parallel.

### **3.4. Normative study (C2/113-3)**

During the assessment of the technical file C2/113-3, there may be direct contact between Synergrid and the applicant.

After analyzing the technical file C2/113-3, Synergrid will invite the applicant to an explanatory meeting. During this meeting, the applicant will demonstrate that all FUs introduced for homologation meet the requirements. For this purpose, Synergrid expects the presence of technical specialists with in-depth knowledge of the design of the HV switchgear and applicable standards. If, due to the absence of a technical specialist, Synergrid questions related to the file cannot be answered during this meeting, Synergrid will stop both the meeting and the homologation. As no new elements can be added to the file, it is of utmost importance that the technical specialist is part of the preparation team of the homologation file.

The normative study will be completed within six months of commencement. Files of which the study is not completed within these 6 months, will be considered incomplete.

If the assessor's analysis reveals that the file is incomplete (beyond the administrative check to verify the completeness of the file), this will be recorded, and increased fees will apply from the 2<sup>nd</sup> analysis of the file (as set out in §3.3).

### **3.5. Demo inspection of Belgian model(s) (C2/113-4 and -5)**

The applicant will contact Synergrid to arrange a time and place in Belgium for the demo inspection. The inspection must be done on a fully adapted "Belgian version" of the FUs. The type and number of FUs to be presented for inspection will be confirmed by Synergrid at quotation stage.

A delegation of experts from the DSOs evaluates whether the FUs submitted to the homologation request meet the practical and DSO-specific requirements, based on the documents C2/113-4 & C2/113-5. This evaluation is coordinated by Synergrid. All problems that need to be solved before a homologation can be granted are collected in an open items list. Synergrid will communicate about this list with the applicant.

It is possible to organize a second inspection on payment of an additional fee, within the 6 months' timeframe set out for the homologation study. For the latter, an official request for quotation shall be sent to the functional mailbox: [switchgear@synergrid.be](mailto:switchgear@synergrid.be).

In any case, the homologation study will be completed within 6 months of starting date.

### **3.6. Evaluation of the homologation result by WGSG**

Synergrid prepares a homologation report for evaluation by WGSG, based on the C2/113-3, C2/113-4 and C2/113-5. During this evaluation, WGSG will come to a homologation result:

- a. In case of a negative homologation result, the applicant receives the comments of the analysis in order to make the necessary adjustments in the light of a possible new homologation application.
- b. In case of a positive homologation result, FUs are published on the list C2/113-0 of homologated HV switchgear with mention of a green "V" or red "X" in DSOs columns of this list (see legend of the list C2/113-0). A red "X" is due to the HV switchgear not meeting a specific DSO requirement (C2/113-5).

The updated list(s) C2/113-0 will be published on the Synergrid website within 3 weeks of approval in the WGSG.

#### **Remark:**

All modifications to already homologated FUs must be explicitly approved by Synergrid before implementation.

To this end, a fully documented change request must be sent to Synergrid (C2/113-6). In this change request the applicant assesses the impact of the intended modification on the granted homologation status of these FUs. The applicant shall relate the change to the relevant Synergrid specifications (C2/113-3, C2/113-4 and C2/113-5) and the applicable regulations and standards. Synergrid will then review the change request together with experts from the DSOs and a report will be issued for the WGSG. WGSG will then decide whether a new homologation is needed, or whether this change can be accepted. See also §4.3 in chapter 4 hereafter.

## **4. Expiry date, renewal and withdrawal of homologation**

### **4.1. Expiry date and validity of homologation**

The homologation status remains valid as long as the Synergrid specifications, regulations and standards applicable at the time the homologation file was introduced have not changed, with a maximum of 7 years.

Any change in regulations, standards, specifications starts a transition period that gives the applicant time to assess the impact on its file and submit additional arguments/evidence to maintain the homologation of the HV switchgear (through the change request procedure as described above). This transition period will be clearly stated and explained in the lists C2/113-0. The corresponding expiry date is mentioned in the lists C2/113-0 next to the relevant FUs. The duration of this transition period will be determined by Synergrid based on the regulations and/or the estimated impact of the changes.

Synergrid will timely invite the applicant to assess the impact of the above mentioned changes in regulations, standards and specifications. The applicant can then prepare a change request to maintain homologation status beyond the transition period (see §4.3).

After the expiry date, the HV switchgear can no longer be installed in DSU stations connected to the distribution loop of a Belgian DSO. The date of approval of the DSU project by the DSO is taken into account to check the validity of the homologation.

All FUs within one product family and one internal arc category (AAxx) have the same expiry date. Therefore, if an FU of a family is homologated at a later date, the expiry date will be the same as that of the first homologated FUs of the relevant product family and AA category (and the homologation of the newly added FU will consequently be valid for less than 7 years). When applying for the renewal of homologation of a specific product family for one AA category, all FUs must be re-assessed. After a positive assessment, all FUs will have the same expiry date. Exception to this rule is made for FU "Mxxx" (billing metering function).

### **4.2. Renewal of homologation due to the expiry of the homologation validity period**

If the applicant wants to renew the homologation, he must submit an application form at the earliest 12 months and at the latest 6 months before the expiry date (see document C2/113-6).

Synergrid will schedule an inspection to verify correspondence between the initially inspected FUs and newly produced FUs. Synergrid will make a quotation for this inspection (see §3.3).

### **4.3. Change request when changing FUs within the validity period of the homologation**

As explained in §3.6, all modifications to already homologated FUs must be explicitly approved by Synergrid before implementation. To this end, a fully documented change request (C2/113-6) must be sent to Synergrid. In this change request, the applicant assesses the impact of the intended modification on the granted homologation status of these FUs. The applicant shall relate the modification to the relevant Synergrid prescriptions (C2/113-3, C2/113-4 and C2/113-5) and the applicable regulations and standards.

Synergrid then reviews the change request together with experts from the DSOs, and a report is issued for the WGSG. The WGSG then decides whether this change can be implemented (accepted), or whether this change is not allowed (not accepted) and requires a new homologation (see §3.1).

Synergrid will inform the applicant of this decision.

### **4.4. Revocation of homologation.**

If a modification affecting the homologation of FU(s) is discovered or identified by a Synergrid member without timely notification by the applicant with documents C2/113-6 as mentioned in §4.3, the homologation is immediately withdrawn. If applicant wishes to homologate the same type of HV switchgear, a new homologation process has to be started (see §3.1).

If no application for renewal has been submitted 6 months before the expiry date, the homologation is withdrawn on the expiry date. If the applicant wants to obtain homologation again, he must submit a new homologation application following the full homologation procedure (see §3.1).

In the following cases, homologation is also revoked:

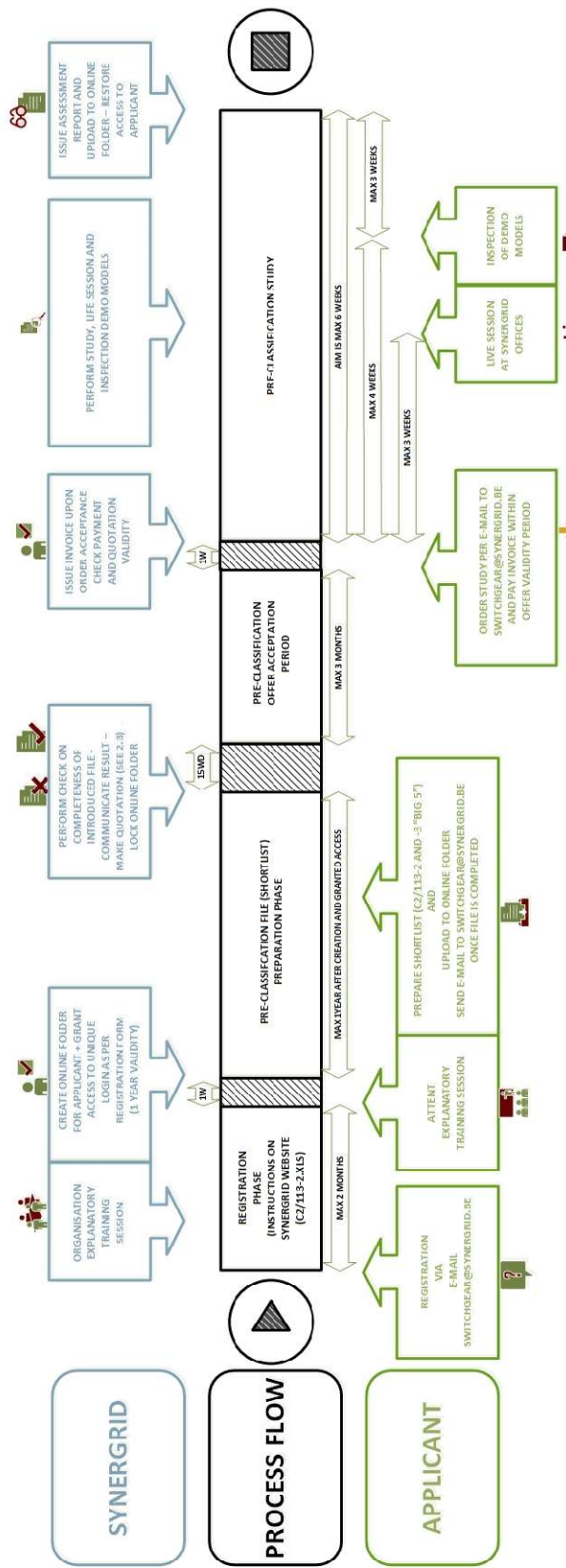
- a. After identifying a design deficiency (or flaw) (with immediate effect).
- b. On the production stop of the homologated HV switchgear (after 1 year).

#### **4.5. Extension of homologation to new FUs within the same product family**

New FUs must go through the full homologation procedure (see §3.1).

The expiry date of the newly homologated FUs will be the same as that of the other already homologated FUs in this product family. Hence, newly added FUs will have a validity period less than 7 years.

# Step 1: Pre-classification



# Step 2: Homologation

